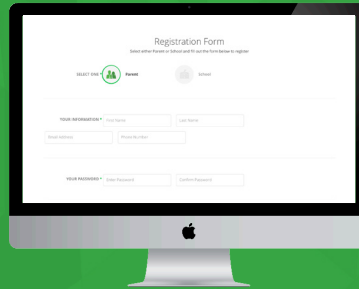


## OUR SCHOOL TUCKSHOP IS NOW ONLINE!

Download the free app or access [www.myschoolconnect.com.au/pearcedale](http://www.myschoolconnect.com.au/pearcedale)

### STEP 1


Register your account on any device, simply login to [www.myschoolconnect.com.au/pearcedale](http://www.myschoolconnect.com.au/pearcedale) and click on "Create Account", follow the prompts to add your email and password.



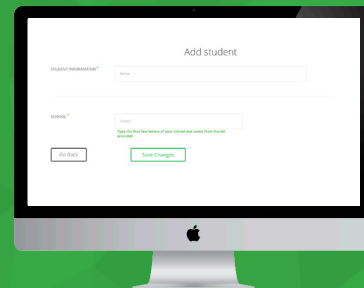
### STEP 1

### STEP 2

Add your Child as a "Student", and make sure that you select your school and classroom details.



### STEP 2a



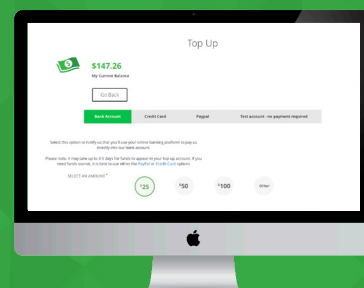
### STEP 2b

### STEP 3

Select "Top Up" to add money to your account via Credit Card or Paypal, you can choose Direct Deposit but allow 3-5 working days to process prior to ordering. You can also pay as you go, simply skip the pop up screen for adding funds and start ordering.



### STEP 3a



### STEP 3b


(Please note Merchant Fees applies to Credit Card or Paypal Transactions)

## OUR SCHOOL TUCKSHOP IS NOW ONLINE!

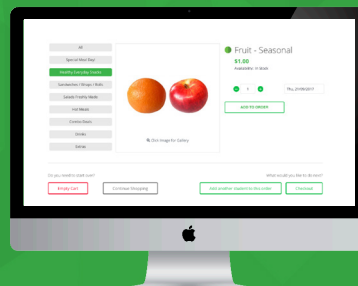
Download the free app or access [www.myschoolconnect.com.au/pearcedale](http://www.myschoolconnect.com.au/pearcedale)

### STEP 4

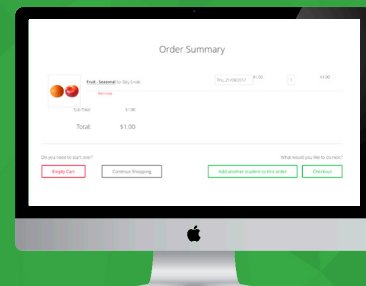
To start ordering lunches simply select your Student and click "Buy Now", and you can order for the day, week. It's that simple!



STEP 4a



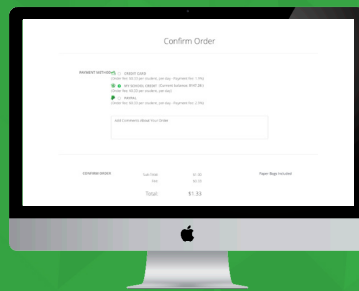
STEP 4b



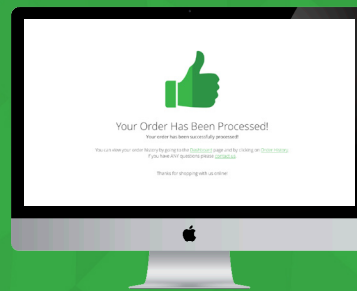
STEP 4c

### STEP 5

Once you have completed your order, view your order summary in the "cart" and proceed to "checkout". Select your preferred form of payment and submit, all orders are confirmed via email.



STEP 5a



STEP 5b

Note: only paid orders will be sent to your canteen, not those still sitting in your cart.  
To start ordering lunches simply select your Student and click "Buy Now", and you can order for the day, week. It's that simple!

[www.myschoolconnect.com.au/pearcedale](http://www.myschoolconnect.com.au/pearcedale)



My School Connect has a 7 day a week Support Line, contact 1300 030 915